



EXPLORATORY PATHWAYS

Can't decide on a major? No worries! Students can choose a Pathway if still undecided on a major to determine what is most interesting and meaningful, while completing a variety of courses in several different subjects. This approach allows students to explore majors, but also maintain a plan for graduation.

UNIVERSITY STUDIES

University studies is required for all first-year students and those with less than 24 credit hours.

SUMMER AND INTERSESSION COURSES

Don't forget that summers and winter breaks are a way to fast-track your route to degree completion – and lighten your load during fall and spring!

umsl.edu

888-GO-2-UMSL
314-516-5451
admissions.umsl.edu

Education and Social Change








The Education and Social Change Pathway is intended for students that are motivated to help improve society at the grassroots level. Students in this Pathway are considering becoming educators (both in and out of the classroom) with an intent of uncovering social issues and assisting those in need. Students that choose this path are particularly intrigued by working with people to make progress in their communities as an agent of change and hope.

MAJORS INCLUDE: Criminology and Criminal Justice
Education • Psychology
Social Work • Sociology








Year

1

FALL SEMESTER (16 credit hours)

BIOL 1012: General Biology (3) 
ENGL 1100: First-Year Writing (3) 
HIST 1001: American History Before 1865 (3) 
MATH 1030: College Algebra (3) 
PSYCH 1003: General Psychology (3) 
INTDSC 1003: University Studies (1) or 
TCH ED 1000: Building Community, Culture, and Learning (1)* 







SPRING SEMESTER (16 credit hours)

COMM 1040: Introduction to Public Speaking (3) or 
EDUC 2222: Interpretation: Connecting Audiences and Meaning (3)* 
ED PSYCH 2212: Child and Adolescent Development (3) 
GEOL 1001: General Geology (3) 
SOC 1010: Introduction to Sociology (3) 
TCH ED 1001: Early Clinical Experience: Community Agency (1)* 
GEN ED EXPLORE: Humanities and Fine Arts (3) 







Year

2

FALL SEMESTER (16 credit hours)

CRIMIN 1100: Intro to Criminology and Criminal Justice (3) 
ED TECH 2230: Information Literacy (3)* 
PSYCH/SOC 2250: Social Psychological Sciences (3) 
SOC WK 2000: Social Work and Social Issues (3) 
SOC WK 2200: Social Welfare as a Social Institution (3) 
TCH ED 2000: Becoming a Professional Educator (1)* 

SPRING SEMESTER (16 credit hours)

GEOG 1001: Introduction to Geography (3) 
POL SCI 1100: Introduction to American Politics (3) 
PSYCH 2245: Abnormal Psychology (3) 
TCH ED 2001: Early Clinical Experiences: Schools (1)* 
GEN ED EXPLORE: Humanities and Fine Arts (3) 
GEN ED EXPLORE: Math and Life/Natural Sciences (3) 

* students strongly considering Education

This is a sample two-year plan for the courses to take each academic semester/session. This map is not a substitute for academic advisement. Contact your advisor when making final selections.